



SCHOOL DISTRICT OF



F O R T • A T K I N S O N

Advanced Placement

Class of 2015



All About AP

- Offered by the College Board
- College-level courses for high school students
- High school offers credit based on **GRADE**
- Colleges & universities offer credit based on the **EXAM SCORE**
- Each exam scored on a scale of 1 to 5, with passing being a score of 3 or higher
- Exams completed in May



Benefits of Providing AP Courses

For the District...

- * Appealing to open enrollment families**
- * High level professional development for teachers**
- * Offers college-level coursework to students within our building and during the student's regular schedule (lessens need for YOP courses in core areas)**

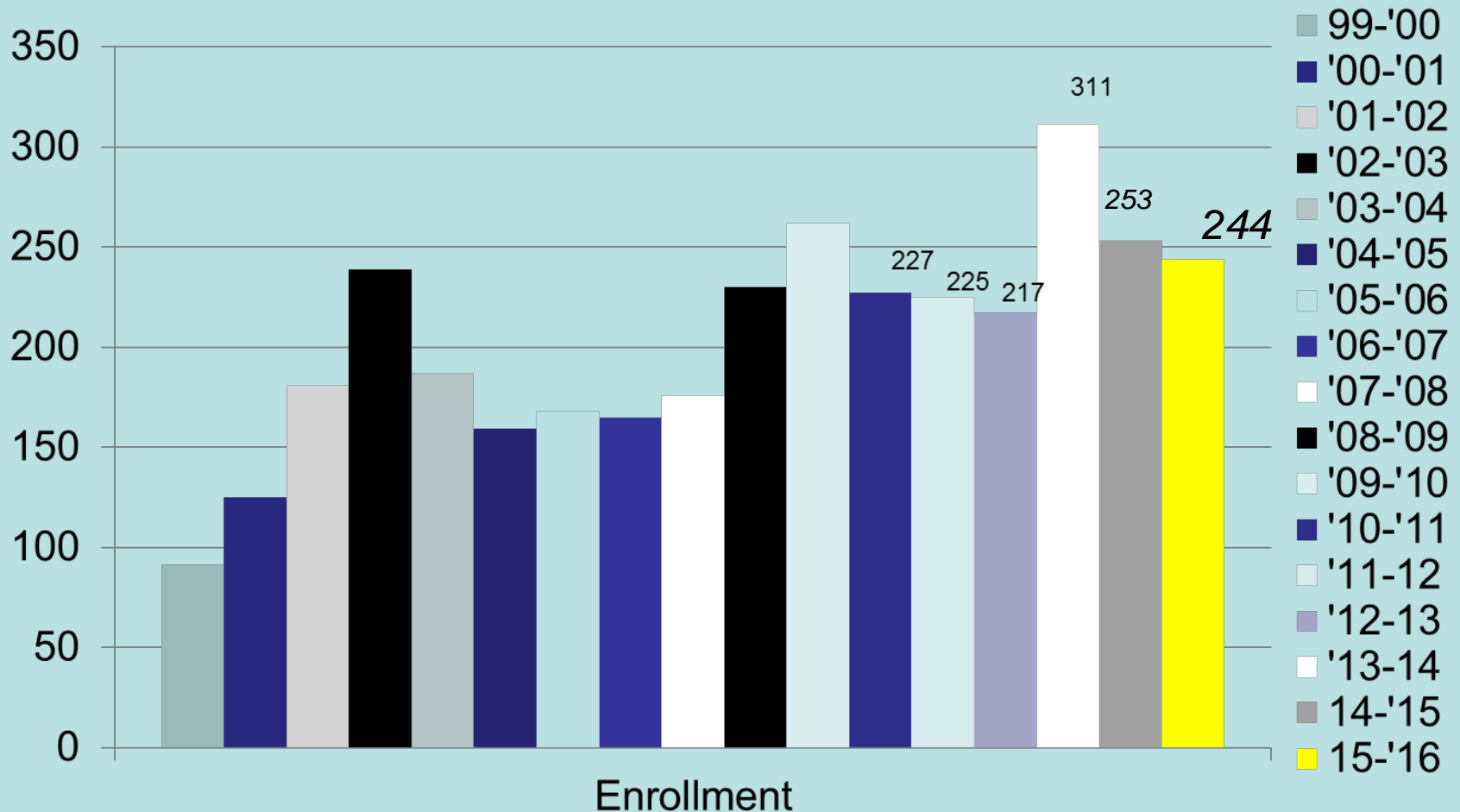


Annual Fall Total Enrollment for 2015-16

244 Course Seats

***Does not include attrition over the course of the year**

**** Does not include Independent Studies courses**





2015-16 AP Fall Enrollments

	03-04	04-05	05-06	06-07	07-08	08-09	09-10	10-11	11-12	12-13	13-14	14-15	15-16
Geography	22	0	12	0	11	22	9	18	22	21	24	13	13
Micro Economics	17	32	20	22	26	20	7	12	7	8	36	23	18
Environmental Science	62	45	27	16	16	11	6	0	14	13	0	7	---
AP Statistics	---	---	---	32	21	39	34	29	17	16	8	9	13
U.S. History	---	---	---	---	---	49	20	20	32	30	49	31	29
Computer Science	---	---	---	---	---	---	17	0	15	13	13	23	16


2015-16 AP Fall Enrollments

	03-04	04-05	05-06	06-07	07-08	08-09	09-10	10-11	11-12	12-13	13-14	14-15	15-16
Biology	6	6	13	0	7	0	31	0	20	0	37	---	15
Calculus	23	25	23	23	24	27	36	34	29	28	38	29	41
Psych	30	33	42	47	38	45	77	81	48	84	65	72	32
English Lit	9	18	30	24	29	17	25	22	21	21	31	33	36
Spanish	--	--	--	--	--	--	--	11	0	0	4	7	13

2015-16 AP Fall Enrollments

[illegible]

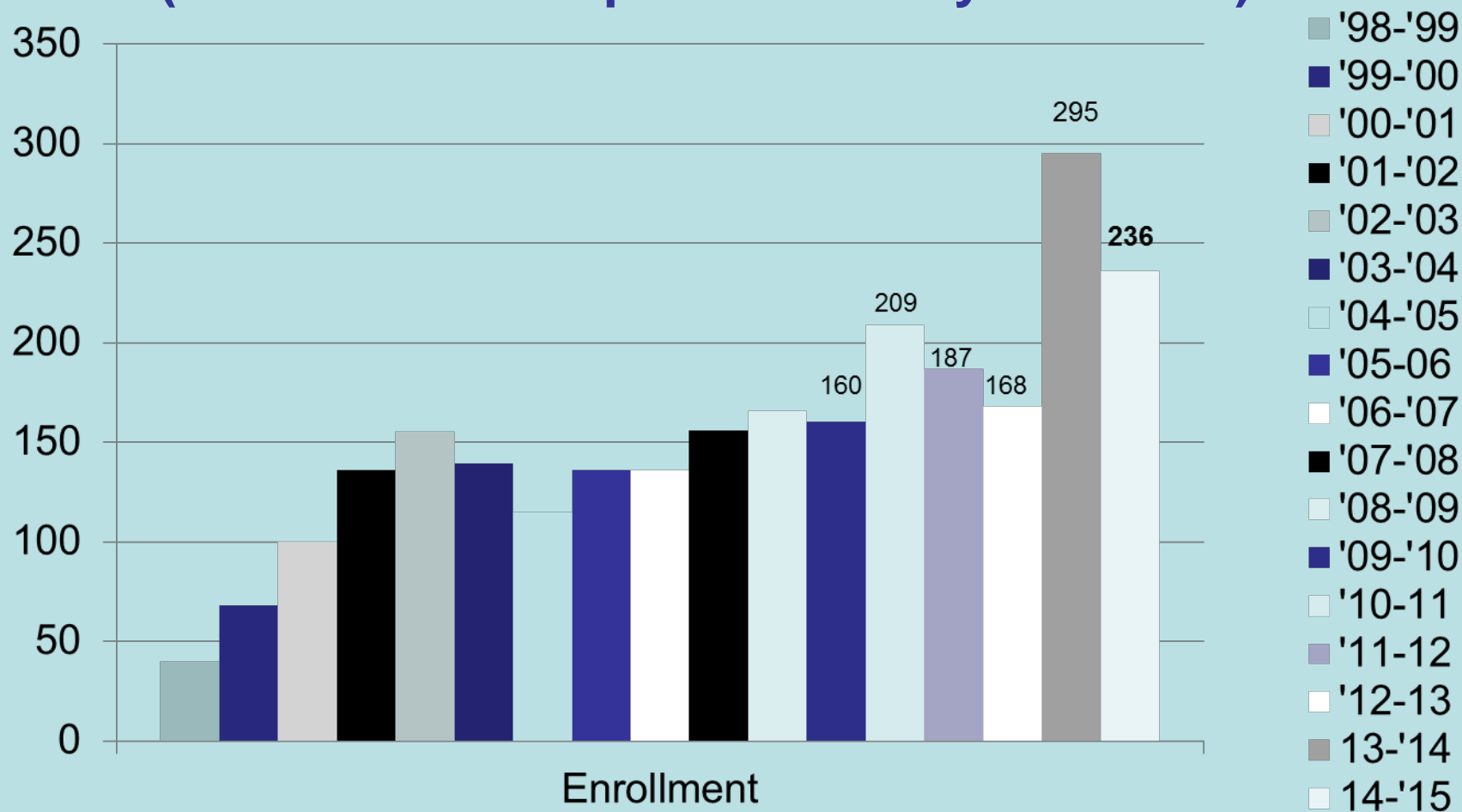
AP Examinations





Exam Enrollment – Spring

93% of the 2014-2015 AP Enrollment Took the Exam
(includes 13 Independent Study Students)





Fort Atkinson

AP Exam Pass Rate History

	02 - 03	03 - 04	04- 05	05- 06	06- 07	07- 08	08 - 09	09- 10	10 - 11	11- 12	12- 13	13- 14	14- 15
Biology	0%	75 %	80%	100%	---	100 %	---	64.3%	---	75% (20)	---	97% (39)	---
Calculus	54 %	76 %	50%	60%	88%	83%	71 %	64.7%	69 % (29)	59% (22)	95% (21)	92% (37)	83% (30)
Psych	76 %	76 %	68%	71%	85%	67%	79 %	65.7%	48 % (71)	59% (37)	58% (74)	47% (53)	44% (63)
US History	---	---	---	---	---	---	42 %	40%	53 % (17)	59% (29)	31% (36)	40% (48)	19% (26)
English Literature	62 %	78 %	94%	52%	79%	81%	50 %	68%	87 % (21)	89% (19)	82% (17)	70% (30)	73% (30)
Spanish Lang. & Culture	---	---	---	---	---	---	---	---	75 % (8)	0% (1)	60% (5)	100% (4)	88% (8)

Note: (X) indicates the number of tests takers

Fort Atkinson

AP Exam Pass Rate History

	02-03	03-04	04-05	05-06	06-07	07-08	08-09	09-10	10-11	11-12	12-13	13-14	14-15
Geography	90%	100%	----	100%	---	91%	94%	100%	87% (15)	100% (11)	80% (15)	61% (23)	83% (12)
Envir. Science	55%	20%	33%	50%	91%	77%	67%	100%	---	100% (9)	---	---	50% (6)
Micro Economics	76%	48%	50%	71%	84%	84%	75%	72.7% %	62% (13)	62.5% (8)	78% (9)	61% (36)	64% (14)
Statistics	---	---	---	---	54%	69%	75%	58.1% %	46% (26)	66.6% (12)	35% (20)	43% (7)	57% (7)
Computer Science A	---	---	---	---	---	---	---	50%	---	67% (9)	63% (16)	75% (12)	64% (22)
Studio Art: 2-D Portfolio	---	---	---	---	---	---	---	---	---	---	100% (6)	67% (6)	80% (5)

Note: (X) indicates the number of tests takers



Other Scores to Report Independent Study

- Chemistry: 4 student – 3 passed
- English Language: 3 student – 2 passed
- US Government: 4 students – 2 passed
- French Language & Culture: 2 students- 1 passed



Overall 2015 Pass Rate

Global

Total Number of Exams = 4,516,155

Overall Pass Rate (all exams) = 58%

United States

Total Number of Exams = 4,384,613

Overall Pass Rate (all exams) = 57%

Wisconsin

Total Number of Exams = 70,247

Overall Pass Rate (all exams) = 67%

Fort Atkinson High School

Total Number of Exams = 236

Overall Pass Rate (all exams) = 59%

College Demographics

Fort Atkinson High School

Top 6 Schools to send AP scores to:

1.	UW – Madison	22 Students
2.	UW – Whitewater	21
3.	UW – La Crosse	11
4.	Madison College	7
5.	U of Minnesota	6
6.	UW – Oshkosh	6

College Board Recognitions

The College Board recognizes outstanding student achievement on AP exams.

FAHS had 28 students recognized by the College Board.

The College Board recognizes students with the following awards:

- AP Scholar**
- AP Scholar with Honor**
- AP Scholar with Distinction**
- State AP Scholar**
- National AP Scholar**

College Board Recognitions for FAHS students

16 AP Scholars

Granted to students who receive grades of 3 or higher on three or more AP exams.

- **Savannah Bakken, Caleb Basu, Harry Bos, Samuel Denucci, Elliot Filipiak, Kylie Frohmader, Capri Gehred O'Connell, Daniel Hernon, Ryan Hommen, Lucy Kates, Samuel Landowski, Lacey Mehring, Kendra Riggs, Vail Strieter, Mary Wilson, and Ciara Zaspel**

6 AP Scholars with Honors

Granted to students who receive an average grade of at least 3.25 on all AP Exams taken AND grades of 3 or higher on four or more of these exams

- **Tyler Ault, Luke Burlingame, Sean Olson, Isaac Reeb, Kyle Schneider, Rachel Stoutenborough**

College Board Recognitions for FAHS students

5 AP Scholars with Distinction

Granted to students who receive an average grade of at least 3.5 on all AP Exams taken AND grades of 3 or higher on five or more of these exams

- John Compas, David Ebben, Megan Klubertanz, Clare Nelson, and Samantha Schwartz

1 National AP Scholar

Granted to students who receive an average score of at least 4 on all AP Exams taken, and scores a 4 or higher on eight or more of these exams

- Samantha Schwartz

Questions?